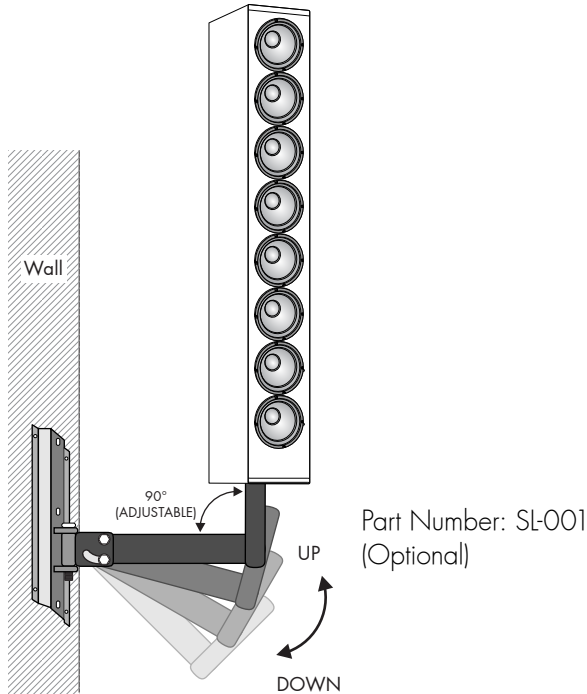


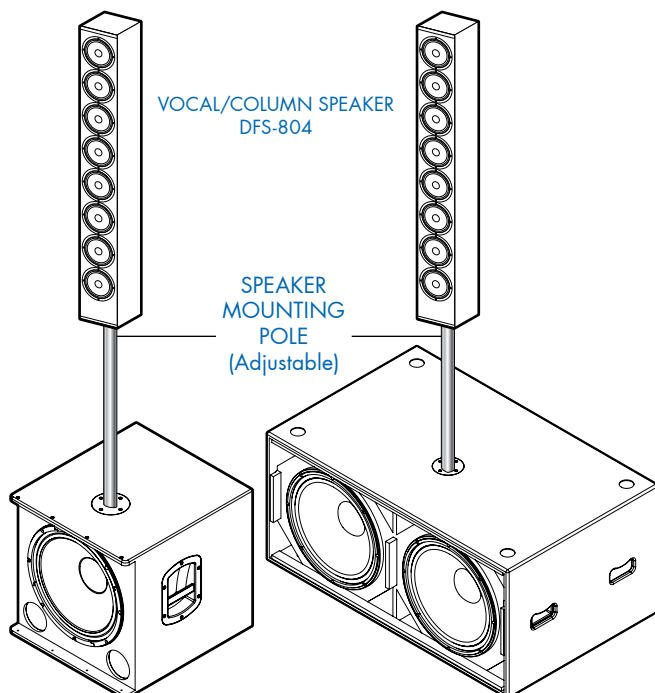
MOUNTING THE SPEAKER TO THE WALL

The speakers can be mounted on to the wall, (see figure below). Make sure that the structure of the wall must be strong enough to hold up to 100 pounds.



PLACING THE SPEAKERS ON THE SPEAKER MOUNTING POLE (Adjustable)

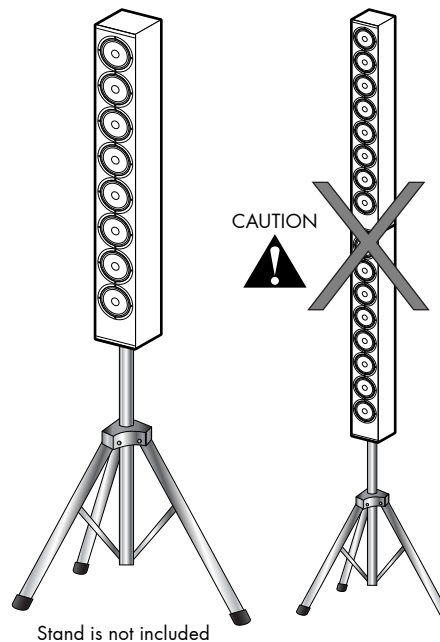
Part Number: AM91 (Optional)



PLACING THE SPEAKERS ON THE PORTABLE STAND

The speakers can be mounted onto the optional portable stand (see figure below). Make sure that the mounting system (hardware, stand, etc.) is capable of supporting four times the weight (approximately 25 lbs per speaker) of the speakers.

Part Number: AMS001B (Optional)



NOTE Please do not stack two pieces of speakers onto the adjustable speaker stand. If you need two more speakers to increase the output volume, we recommend you to use a high power speaker instead of stacking two pieces of speaker on the adjustable speaker stand for safety purpose. You may also contact us at bettermusicbuilder.com for professional advice.

THIS PORTABLE CASE IS FOR RENTAL

