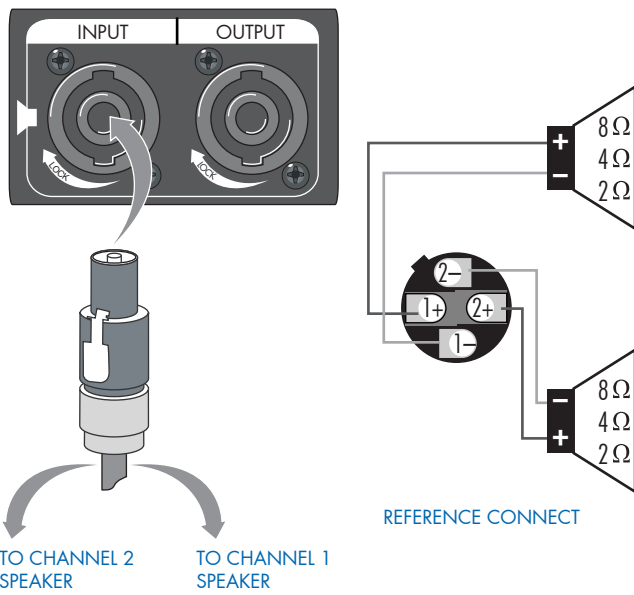




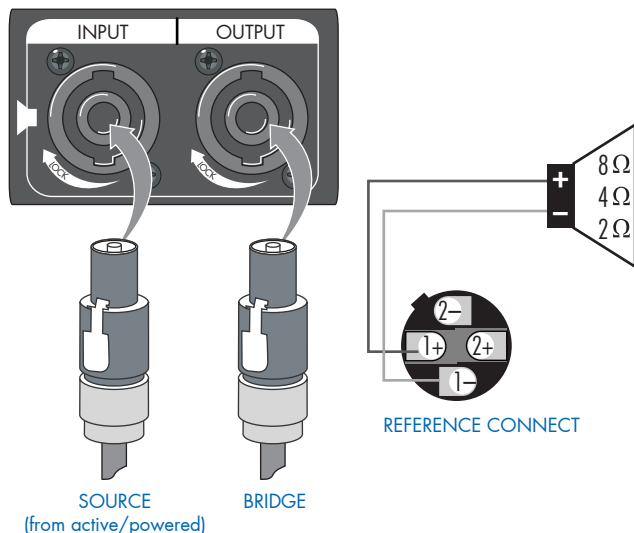
SPEAKON Y CONNECTORS



Speakon Outputs

The upper Speakon jack has both Channel 1 and Channel 2 outputs, so it is especially useful for parallel, bi-amp, or BRIDGE mono operation. The other Speakon carries only Channel 2's output. See the illustrations at above.

SPEAKON CONNECTORS

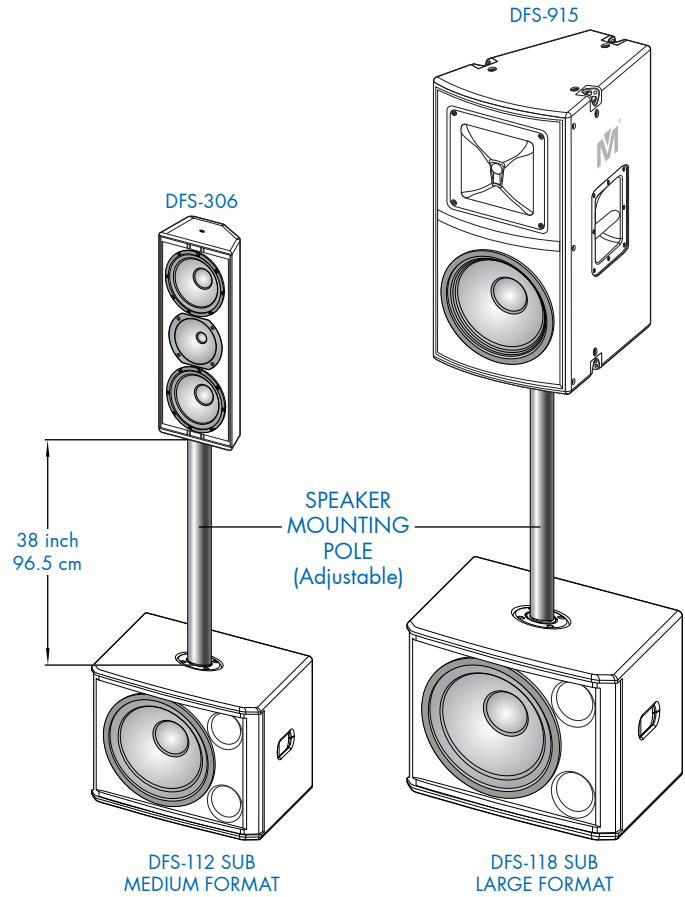


Source (INPUT) comes from the output source of the active/powered speaker while the bridge (OUTPUT) connects to the passive/non-powered speaker.

NOTE A speakon cable is required to connect the "OUTPUT" of the active/powered speaker to the "INPUT" of the passive/non-powered speaker. Please order the speakon cable from our authorized dealers.

PLACING THE SPEAKERS ON THE SPEAKER MOUNTING POLE (Adjustable)

Part Number: AM91 (Optional)



NOTE The speaker mounting pole as indicated in the diagram is not included with any of our speaker models. You may order it directly from our authorized dealers near you.

PARTS FOR MAINTENANCE (DFS-112 SUB & DFS-118 SUB)

For repair and maintenance, you can order the following parts indicated with numbers below from our authorized dealers. The following parts include:

- 1 FRONT GRILL COVER Part Number: 360ED-12COV
- 2 GREAT EXPANSION CABINET Part Number: 360ED-12CNT
- 3 WOOFER
DFS-112 SUB: Part Number: 12LP075-W
DFS-118 SUB: Part Number: 18LP075-W
- 4 CROSSOVER Part Number: A1004-204712

| APPROVALS | DATE | MODEL NO. | SCALE 1:10 |
|-------------|----------|------------------|------------|
| DRAWN: LL | 11/01/10 | DF-SERIES | REW.NO |
| CHECK: VZ | 11/02/10 | | DATE |
| DES ENG: SL | 11/02/10 | | 2010-11-03 |