


## HOW TO CONNECT RECEIVER




CHANNEL A HANDHELD TRANSMITTER    CHANNEL B HANDHELD TRANSMITTER

### DIAGRAM 1



RECEIVER REAR VIEW

Unbalance Connection




DVD KARAOKE PLAYER



Standard Connection: Unbalanced 1/4 connection

BMB (Better Music Builder) recommend you to use the best connection for your system.

### DIAGRAM 2



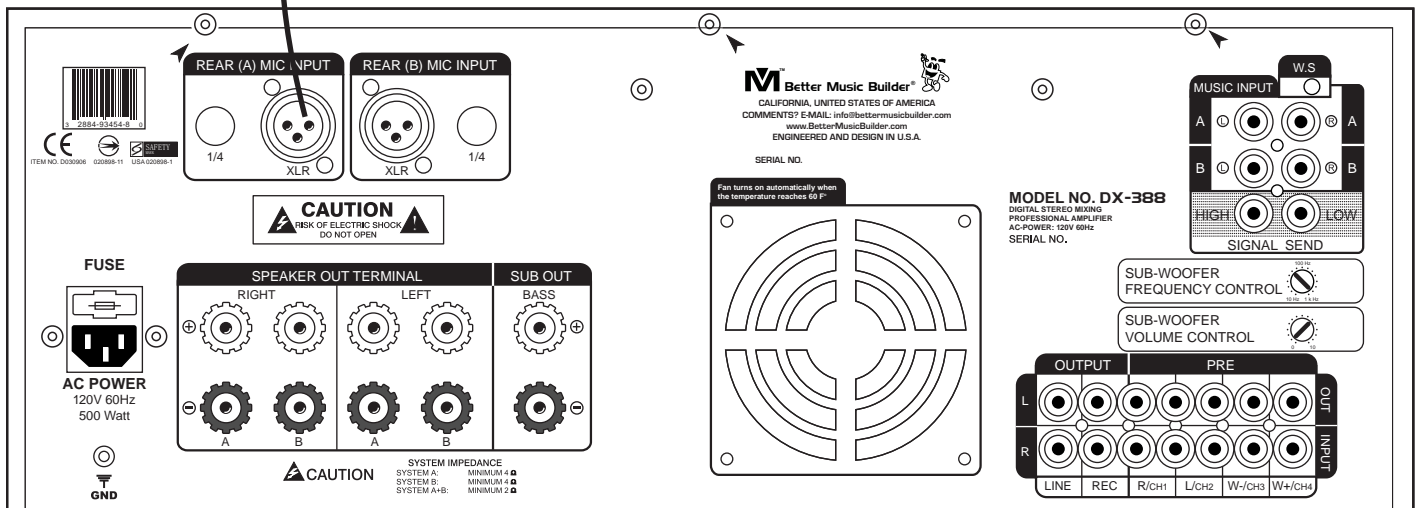
RECEIVER REAR VIEW

Balance Connection

Optional: XLR balanced cable



Best Connection: Balanced 3-Pin XLR connection to prevent outside noise and upholds vocal clarity.



AMPLIFIER