
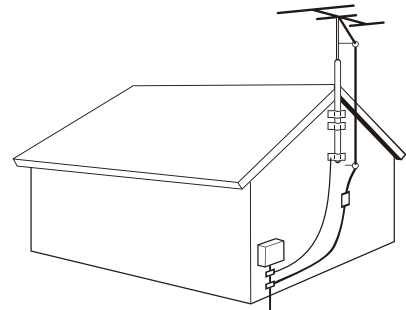
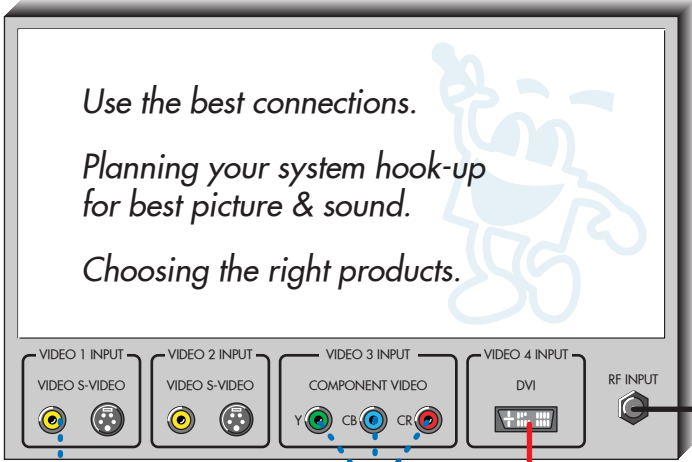


HOW TO CONNECT HIGH DEFINITION VIDEO

HDTV MONITOR



RCA VIDEO CONNECT

HD COMPONENT VIDEO CONNECT

DVI OR RGB (PC) CONNECT

CCTV (CABLE) CONNECT

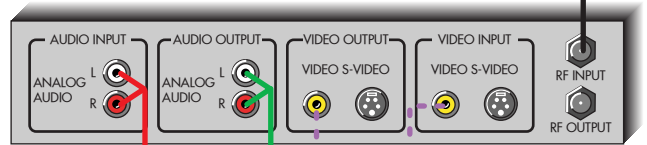
CCTV (CABLE) CONNECT

DVD PLAYER



RCA AUDIO STEREO CONNECT

S-VHS VCR



RCA AUDIO RECORDING CONNECT

GET THE HIGHEST QUALITY PICTURE

Component Video Best Hook-Up

The best quality HIGH DEFINITION VIDEO is available from satellite broadcasts with component video connections. Not available on all components, make sure both your video source (DVD or Satellite) and your TV are equipped with this connection. Breaking out the video signal into three separate cables improves picture clarity, and sharpness.

RCA VIDEO SOURCE OUT CONNECT

RCA VIDEO RECORDING CONNECT

MAIN SPEAKER LEFT (A)

MAIN SPEAKER RIGHT (A)

MAIN SPEAKER LEFT (B)

MAIN SPEAKER RIGHT (B)

CENTER SPEAKER

KARAOKE AMP.

